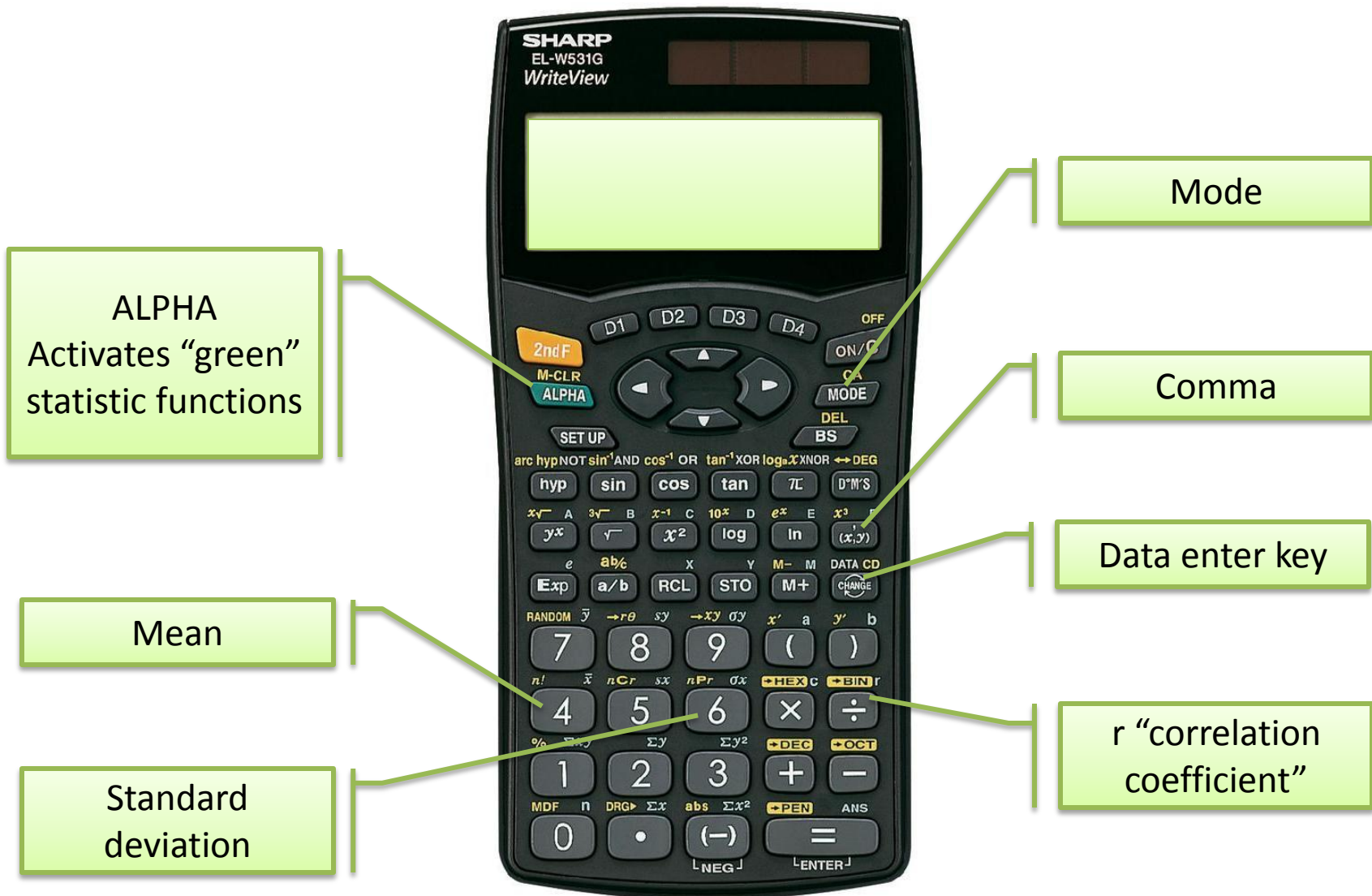



Statistics Using a Sharp EL-W531 Calculator



Standard deviation (σ) using a Sharp EL-531

Find the standard deviation of the following frequency table

Variable	1	2	3	4
Frequency	1	4	9	6



ALPHA
Activates
"green"
statistic
functions

Mode

Comma

Data enter key

Standard
deviation

Standard Deviation = 0.836

1. Put calculator into statistics mode for data with 1 variable :



2. Enter the data ("x-value, frequency")




3. Get the standard deviation



Correlation (r) using a Sharp EL-531

Find the correlation between the following bi-variate data

X	1	2	3
Y	6	4	2



ALPHA
Activates
"green"
statistic
functions

Mode

Comma

Data enter key

r "correlation
coefficient"

Correlation: $r = -1$

1. Put calculator into statistics mode for data with 2 variables :



2. Enter the data ("x-values, y-values")



3. Get the correlation



You can review data by using the scroll buttons.

